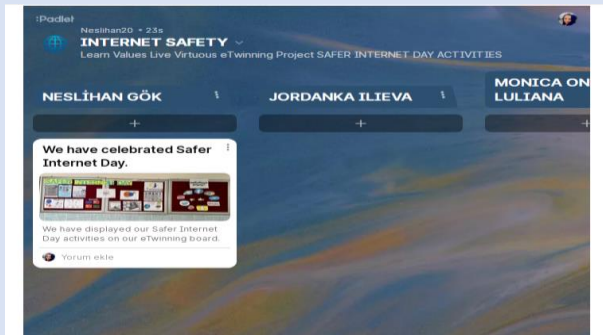
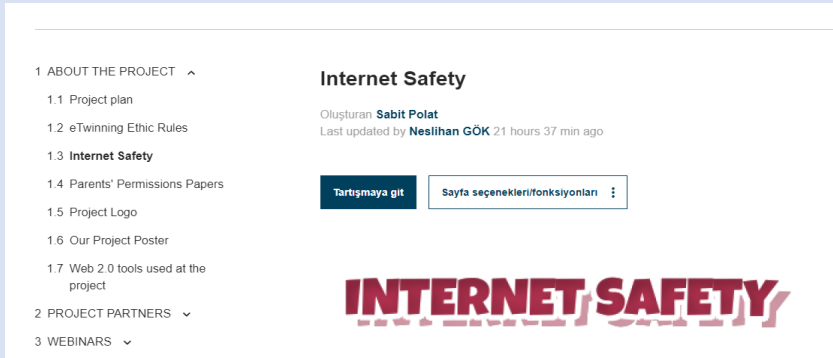


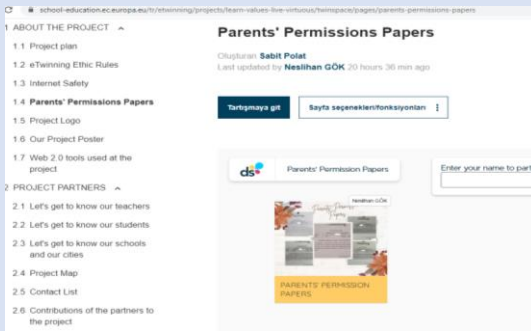
PROJECT ACTIVITIES

1- SAFER INTERNET DAY: making a board and presentation to students.



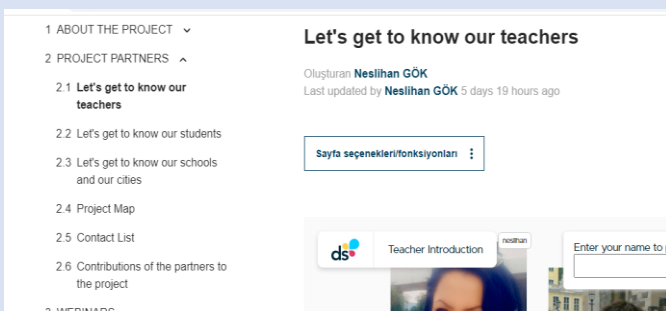
You can add to the PADLET, too.

2 - FAMILY PERMISSION DOCUMENTS. I put there DOTSTORMING web tool. You will add there.



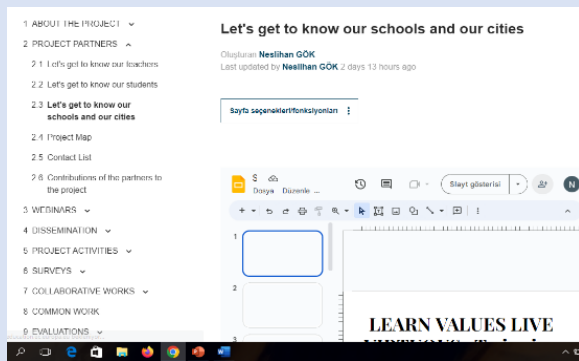
IN THE SECOND SECTION:

1 - TEACHER INTRODUCTION SECTION: add your introduction here. I added DOTSTORMING web tool there.

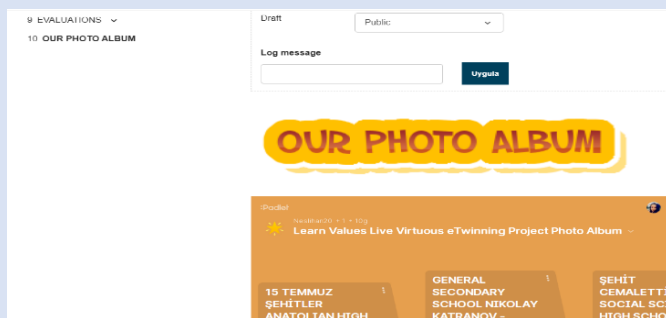


2 - SCHOOL INTRODUCTION.

All partners have to present their schools.



Our photo album:



There is a PADLET there. The students should take photos when they are doing activities.

THE ACTIVITIES WE WILL DO

We will introduce 11 values:

1. GREETING

CROSSWORD PUZZLE: Each school will create a crossword puzzle by using the greetings of 10 countries defined for them, and a puzzle magazine will be created by combining them.

I will send you ten country names and you will find how “hello is said in the countries”

Students will do puzzle by using CROSSWORD LABS web tool.

2. LOVE

Animal Love: Students will make waterers, feeders, even simple shelters for birds, cats and dogs using waste materials. These objects will be photographed, collaged and uploaded to the pages while they are being made, after they are made, and after they are made available to the animals.

3. RESPECT

We will visit our elderly people living in nursing homes or at their homes. During our visit, activities such as giving flowers to the elderly, chatting with the elderly, reading books with the elderly will be held. You can send me your photos if you wish.

4. RESPONSIBILITY

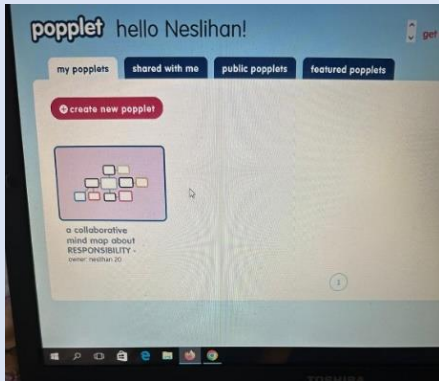
A word cloud about responsibility will be created. In this activity where MENTIMETER web 2.0 tool will be used, the students have to answer different questions (What is responsibility? To whom do we

have responsibilities? What are our responsibilities? What should we do to fulfill our responsibilities?).

Combined questions will be asked and each student will be asked to write a two-word answer to these questions. The word cloud obtained as a result of the event will be shared on twinspace pages.

There will be a mind map about responsibility with POPPLET mind map.

(learnvalueslivevirtuous@gmail.com, password: learnvalues20)



5. DEMOCRACY

Essays about democracy will be written and the compositions will be combined into an e-book. Compositions MICROSOFT WORD web 2.0 tool will be used. The written compositions will be delivered to the teachers, and the teachers will add the submitted compositions to the e-book to be created. Since a collaborative product will be obtained at the end of this activity, it is important for all teachers to participate in the activity.

6. JUSTICE

A letter will be determined for each school. When justice is mentioned, the first words that come to mind will be created using the WORDART web 2.0 tool and the letters defined for them will be uploaded to both the forum section and the page that will be opened in the pages section in twinspace. The loaded letters will be combined to create a topic title. Each school will definitely add the school logo to the letter it creates.

I have defined the letters for us:

J – Neslihan

T – Jordanka

E – Safiye

U – Monica

I – Ülkü

S – Pınar

C – Marianna

7. SOLIDARITY

We will prepare a board. It will be related with this question:

“ WHAT WOULD YOU DO IF THERE BECAME A NATURAL DISASTER SOMEWHERE IN THE WORLD ? “

And again we will prepare a mind map including this question. We also create a mind map using the MINDMEISTER mind map.

8. PATRIOTISM

We will visit martyrdom in our places and take photos during the visit. You can send me the photos. We will make a virtual museum.

In the title of the Martyr's Letter, a letter will be written from the martyr's own mouth. It will be written in GOOGLE DOC. and a common product will be created. Two or three paragraphs are enough. I sent you the link of the letter.

To Father: Ülkü

Wife: Marianna

To mother: Pınar

To your child: Monica

To Sister: Yordanka

To the nation: Neslihan

In addition, we will create a virtual museum with the EMAZE application with the photos of the martyrdom visit. Yet another Common product will be created.

9. DEMOCRACY

I will send you a reading piece about Democracy and students will do a KAHOOT online quiz based on the reading piece. We will do this activity at **the student meeting**.

10. PATIENCE

Slogan contest will be held by using SURVEY MONKEY web 2.0 tool. Send me the winning slogan sentence and the survey link, friends. There will be a slogan contest between schools like the logo contest.

11. CONFIDENCE

A research will be made on the life of entrepreneurs and the biographies to be created will be written on the pages opened in the e-book. Students will also record by reading aloud. Since each student will do research for an entrepreneur, the people should not be the same people. Set an example of an entrepreneurial person for each student, friends. For example; like a celebrity who became a doctor and then an actor. There must be people who switch from one profession to another.

NOTE: The BOOK CREATOR application will be used as an e-book, but the thing to note is that all partners must finish the activity within two weeks. You cannot log in later as the book period is 14 days. therefore, all partners must finish their work first. I will send the book link later.

12. EMPATHY

I created an Empathy wheel using the WORDWALL web 2.0 tool. Thus, a collaborative product was created. With the combination of the questions, we will have a competition with the LEARNING APPS web 2.0 tool application and the students will answer the questions.

13. TOLERANCE

COMMON PRODUCT: final product acrostic poem

Finally, an evaluation section will be added for comments. - LINOIT application

NOTES

Preparation of boards for all values

As we work extensively, we will add the board works you have done for the values to the **Dissemination** section on [TWINSPACE](#) page.

PROJECT BLOG PAGE

It will bring points to the project, friends. We can retroactively set the dates of the posts, so it's nice to use a blog page.

We will do photo shoots for teacher meetings when the project activities are completed.

TEAM WORK

A lot of attention will be paid to teamwork.

Students will be divided into groups and each teacher will be responsible for the students in their group. There will be three teams: there will be 10 students in teams, as there will be two teachers and each teacher will have five students. Each group will make a poster for the values to be given and the STUDENTS will enter the forum and share their posters. Posters will be made on [CANVA](#). The student will log in with his username and password. Thus, it will be seen that they are actively using it.

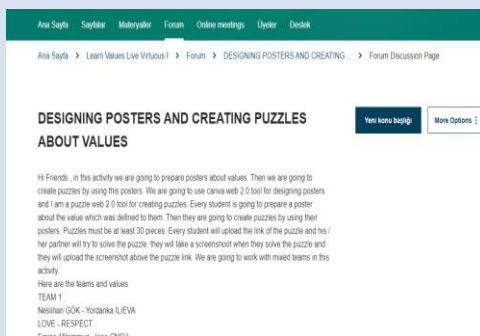
The posters will be transformed into puzzles with ‘[I'M A PUZZLE](#)’ application and the link of the puzzle made for the student to solve will be added.

TEACHERS' TEAMS

Neslihan (LOVE) - Yordanka (RESPECT)

Pınar (DEMOCRACY) – Marianna (JUSTICE)

Ülkü (EMPATHY) – Monica (Solidarity)



TEAM 1

Neslihan GÖK - Yordanka ILIEVA

LOVE - RESPECT

Emine 15temmuz - Iona CNSH

Attila SZGG - Alex Katranov

Seyitbrhn.1 - Akif Rasim 16

Nursultan 15temmuz - Ciulia CNSH

Ivet Katranov – Ali Talha.1

TEAM 2

Ülkü KILIÇ - Onica Monica IULIANA

EMPATHY - SOLIDARITY

Hzehra 15temmuz – Denisa CNSH
Sara SZGG – Alexsandria Katranov
TEAM 3

Pınar Yaşar SİLVAN – Marianna SZABADKA

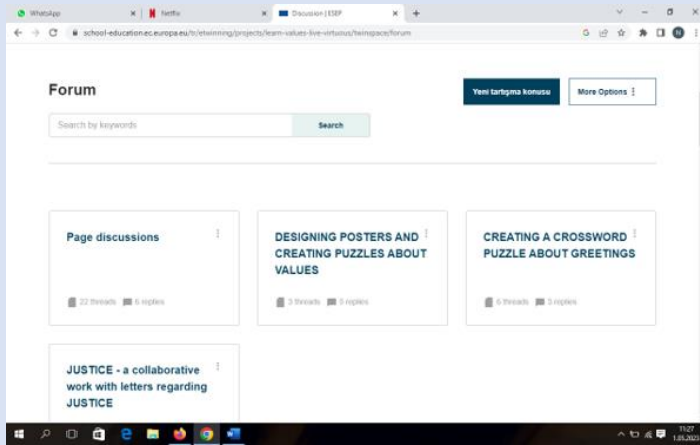
Muhammedoc11 – Eyüp Rasim 16
Sena 15temmuz – Milan SZGG
Iliona Katranov – Yunus Rasim 16

DEMOCRACY - JUSTICE

Melekecrin15temmuz – Ana Maria CNSH
Kristof SZGG – Ivan Katranov
Alptug.1 – Ömer Rasim 16
Denisa Miruna CNSH – Zsombor SZGG
İbrahim1 – Kerem Rasim 16

WORKS TO BE DONE IN THE FORUM

There are 3 separate topics in the forum. Teachers can add their students' work here.



1.Greeting: we will upload the crossword puzzle as a Picture here.

<https://school-education.ec.europa.eu/tr/etwinning/projects/learn-values-live-virtuous/twinspace/forums/discussion/205318>

2.Justice : we will upload the letters as a picture here.

J – U – S – T – I – C – E

<https://school-education.ec.europa.eu/tr/etwinning/projects/learn-values-live-virtuous/twinspace/forums/discussion/205327>

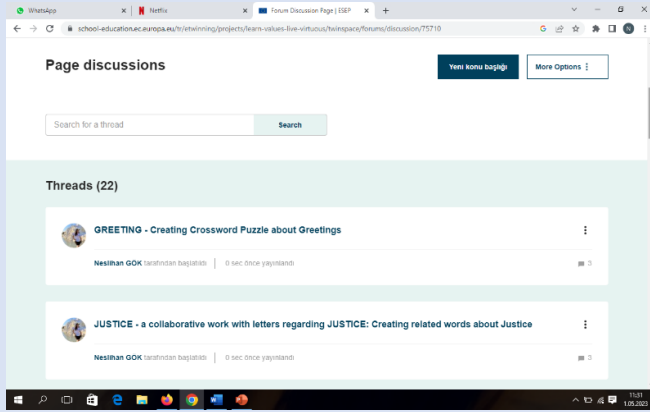
Letters must be in a row.

3. The posters related with values

<https://school-education.ec.europa.eu/tr/etwinning/projects/learn-values-live-virtuous/twinspace/forums/discussion/196794>

We will upload the same in the titles of **PAGE DISCUSSION.**

<https://school-education.ec.europa.eu/tr/etwinning/projects/learn-values-live-virtuous/twinspace/forums/discussion/75710>



1. Greeting: We will add the crossword puzzles we made here as a picture again.
2. Justice : We will add the letters we created here as a picture again.

We hope that everybody will enjoy the activities. We tried to use as many web tools as we could to do different activities, and to create collaborative products. When we finish it, it will be a wonderful project.